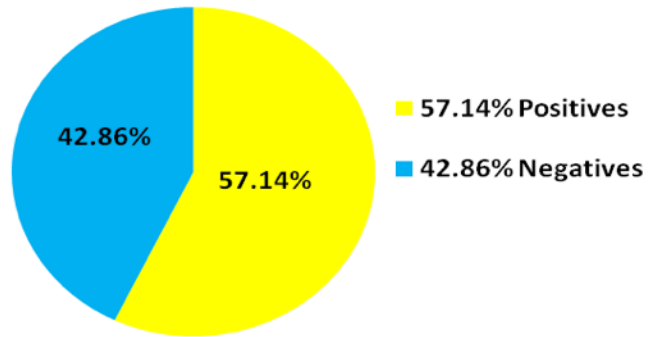
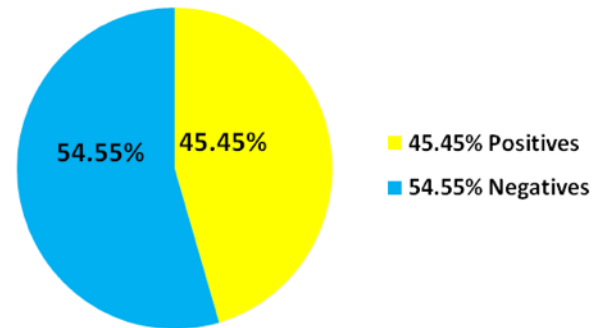


# Women's Hospital International IVF Success Rates

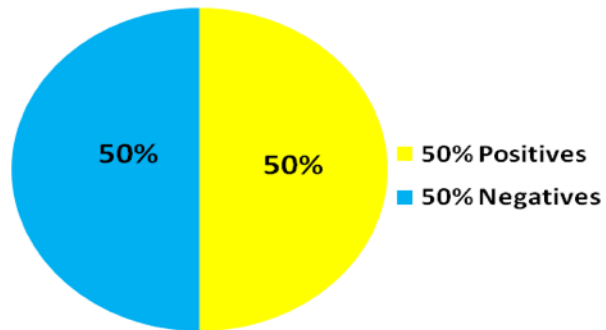
## JAN 2013 CYCLE SUCCESS RATE



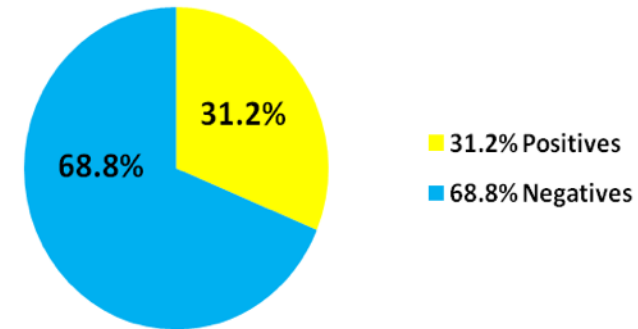
## FEB 2013 CYCLE SUCCESS RATE



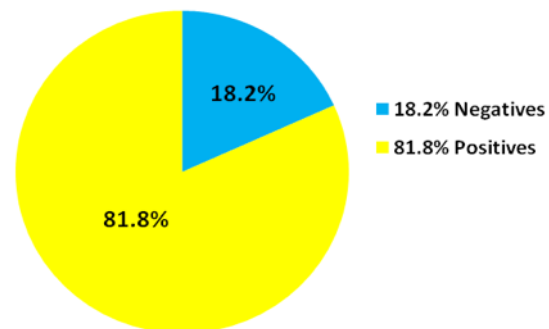
## MARCH 2013 CYCLE SUCCESS RATE



## APRIL 2013 CYCLE SUCCESS RATES



## JUNE 2013 CYCLE SUCCESS RATES



# 2012

Month/Cycle	Overall success (%)	FER success (%)	PGD success (%)
January	34.90	50	66.67
February	38.9	12.5	
March	58.33	0	
April	28.57	33.33	
June/July	38.1	16.67	
August	21.74	0	16.67
September	29.17	22.22	
October	21.74	0	
November	38.89	11.11	
December	22.22	50	
<b>Annual success</b>	<b>33.26%</b>	<b>20%</b>	<b>41.67%</b>

# 2013

Month/Cycle	Jan	Feb	March	April	May	June	Average WHI success rate 2013 (6months)
<b>Overall success rate</b>	57.14%	45.45%	50%	31.2%	50%	81.8%	<b>52.60%</b>
<b>FER success rate</b>			50%	33%	20%		<b>17.17%</b>
<b>PGD</b>	60%				50%		<b>55%</b>